












ASSEMBLY INSTRUCTIONS

OZA-MA-6-70-0

NO.		Parts List	Q' TY	NO.		Hardware list	Q' TY
A		Table Top	1	1		(5/16") (2") Allen Bolts	12
B		Table Legs	2	2		(1/4") (1-1/2") Allen Bolts	4
C		Stretcher	1	3		Spring Washers (8mm)	6
D		Fixed Panel	1	4		Flat Washers (8*19*2mm)	6
E		Scalloped Decor	2	5		Washers (8mm)	6
				6		Allen Key (4mm)	1

