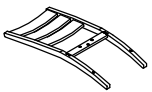

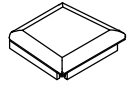

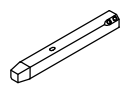

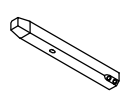

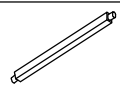

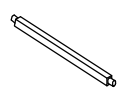




ASSEMBLY INSTRUCTIONS

MAS-MA-2-55-K LADDERBACK CHAIR WITH UPHOLSTERED SEAT

NO.	Parts List		Q' TY	NO.	Hardware list		Q' TY
A		Chair Back	1	1		5/16"*3-1/8" Allen Bolts	4
B		Chair Seat	1	2		5/16"*2-1/4" Allen Bolts	4
C		Front Leg (Right)	1	3		5/16"*1-1/2" Allen Bolts	3
D		Front Leg (Left)	1	4		Spring Washers (8mm)	11
E		Side stretcher (Right)	1	5		Flat Washers(8*19*2mm)	11
F		Side stretcher (Left)	1	6		#8x 1-1/2" Wood Screw	4
				7		Allen Key (4mm)	1

