

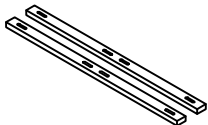







ASSEMBLY INSTRUCTIONS

GPK-PE-5-50-0

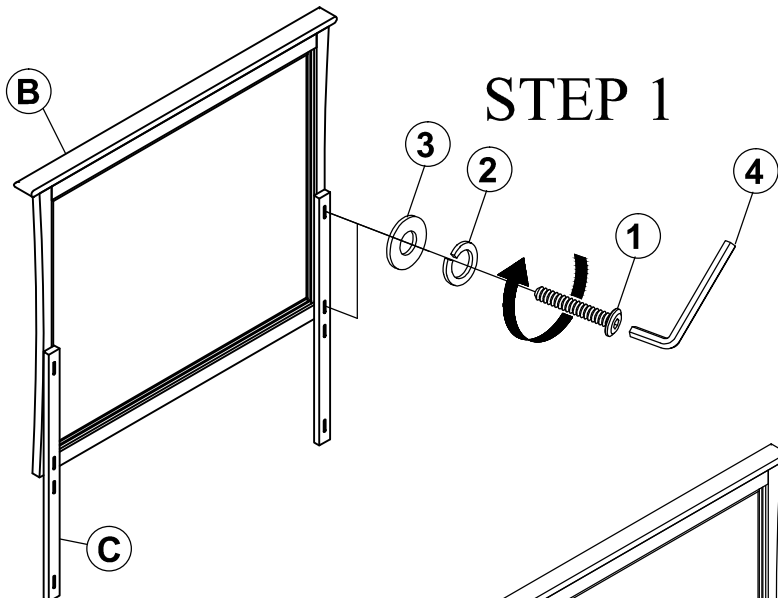
GPK-PE-5-55-0

NO.	Parts List		Q' TY
A		Dresser	1
B		Mirror	1
C		Connection Bar	2

NO.	Hardware list		Q'TY
1		1/4"*1-5/8" Allen Bolts	8
2		Spring Washers (8mm)	8
3		Flat Washers (8*19*2mm)	16
4		Allen Key (4mm)	1



STEP 1



STEP 2

